

WELCOME

International Students

FROM HOME TO MARANATHA

Guide Book to Understanding the Process

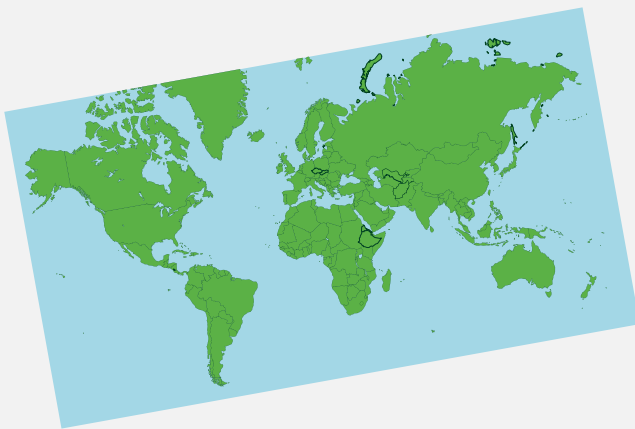


WELCOME

Maranatha Christian Academy has been providing quality Christ-centered education for more than 35 years. As an international student you will be warmly welcomed to our school where you can expect to receive a rigorous academic program that prepares you for university or college. Maranatha has a solid reputation for academic excellence.

We are committed to the provision of an enriched and challenging program for every student. Students are expected to enter the school with a learning readiness. They are required to actively participate in the classroom, working diligently on assignments, asking for help when necessary, and showing respect for one another and God in all situations.

Please contact our Admissions office for guidance on applying to Maranatha. Fill out the form below or email directly to info@maranathachristian.ca.





THE PROCESS

If you wish to study at Maranatha, please contact us to discuss the eligibility requirements. When you are ready to apply, we will send you an application package.

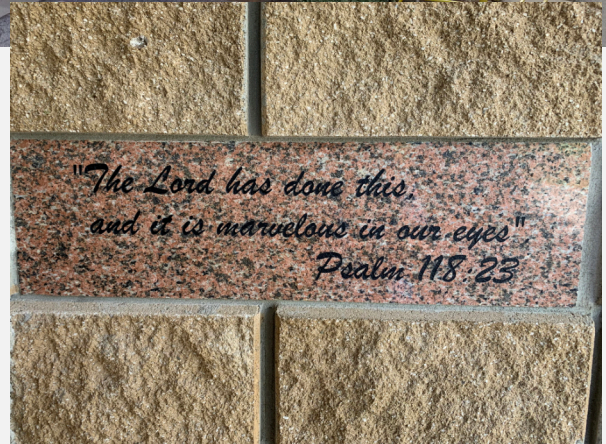
info@maranathachristian.ca

Before you embark on an application to study in Canada, it's important to do your research first. The process to obtain the correct permissions can be lengthy, expensive and complex.

In short, there are two processes in this order:

- apply to Maranatha for admission; and
- once accepted, apply to the Government of Canada for a Study Permit.

As you research both processes, watch for any deadlines. For example, if the Government of Canada has issued a May



15 deadline to approve Study Permits for the following school year, it's recommended you begin the process with Maranatha at least one month prior to that.

Once we have all the appropriate documents, we can generally determine if the student meets the eligibility requirements within one week but require a deposit before we can issue an acceptance letter. If there are no delays in receiving the appropriate documents, application fee and deposit, the whole process should take appropriately 2 - 3 weeks.

Delaying any part of the application process will slow down the process of acceptance (for example, providing incomplete documents). Failure to complete the requirements for the Government of Canada is even more serious - it will result in a denial of the Study Permit.

MCA'S APPLICATION PROCESS

When you apply to Maranatha, you must submit all the necessary documentation and the application fee to process the documents. It is a rigorous process, because Maranatha needs to ensure you have met all the criteria needed to receive a Letter of Acceptance. International students cannot apply for a Study Permit without a Letter of Acceptance.



EDUCATION WITH A PURPOSE

LEARN • LEAD • IMPACT

STEP 1: APPLICATION

MCA Application Check List

- | | |
|--|--|
| <input type="checkbox"/> Completed application | <input type="checkbox"/> Signed memorandum of understanding |
| <input type="checkbox"/> Non-refundable \$500 application fee | <input type="checkbox"/> Signed Statement of Beliefs |
| <input type="checkbox"/> Academic report cards and transcripts translated into English | <input type="checkbox"/> Photocopy of passport including the photo |
| <input type="checkbox"/> Signed pastoral reference form | <input type="checkbox"/> Immunization records |
| <input type="checkbox"/> Signed tuition agreement | <input type="checkbox"/> Homestay application |



Grading scale Comparisons*

Did you know?

Under 59% in China =

F9/9.0 in West Africa =

Under 39% in Nigeria =

Under 49.99% in Ontario =

Fail

*This is why we need to see the grading scale your school uses.

MCA APPLICATION

Application Fee - \$500

We accept wire transfers from abroad. Most banks and other financial institutions charge fees both to the sender and to the recipient. Applicants will be expected to cover all service fees, so they should find out how much money will be deducted from the wire transfer and add that amount to the total being transferred.

For example: If you pay \$35 CAD to send Maranatha \$500 CAD but do not account for the service fee charged to our school, Maranatha may only receive \$465 CAD. But Maranatha requires \$500 CAD for the application fee.

Academic report cards (+ grading scale & high school schedule)

We require copies of the last two academic final reports and a high school transcript translated into English. If applying for Grade 12, we need report cards for Grade 9, 10 and 11. The documents must also indicate a grading scale. In addition, the applicant should provide a timetable/class schedule for each year of high school already completed.

Achieving an Ontario Diploma


For Maranatha to grant an Ontario Secondary School Diploma (OSSD) – a valuable document that will open post-secondary doors around the world – we need to prove that a student has completed the appropriate number of credits (which are determined by hours of study and a successful completion of the course). We require the appropriate information in order to work out which subjects taken abroad are equivalent to Ontario subjects. We will give you the course equivalencies at this point in the process, so there is a clear understanding of what grade the student will be entering and what courses already taken can be credited toward the OSSD. This document will become part of your official Ontario Student Record upon a successful application to MCA and to the Government of Canada for a Study Permit AND if you commence studies at Maranatha Christian Academy.

MCA APPLICATION

Ontario Secondary School Diploma (OSSD) Requirements

30 credits (110 hours)

- ✓ 18 compulsory credits
- ✓ 12 elective credits
- ✓ 40 hrs. community service
- ✓ Ontario Secondary School Literacy Test (taken in Grade 10)
- ✓ Grade 10 Careers Job Shadowing Placement



Signed Pastoral Reference Form

You will be asked to have your pastor sign a pastoral reference form. We will contact the pastoral reference, so please make this individual aware to expect a phone call and/or an email.

Immunization Records

Students in Canadian schools are required to have certain vaccines. Failure to provide proof of immunizations can result in suspension from school until the proof has been provided or until the student is immunized. You must produce your immunization records for your application. More information can be found on the Windsor Essex County Health Unit website.

*COVID-19 vaccination is not mandatory at this time, but the government restricts the activities of unvaccinated people. COVID-19 vaccination status also affects quarantine requirements. See Government of Canada website for the latest information.

Immunizations required for children to attend school in Ontario*:

- Diphtheria
- Pertussis
- Tetanus
- Polio
- Measles
- Mumps
- Rubella
- Meningococcal Disease
- Varicella (chickenpox)

- proof of this vaccine is required for children born in 2010 or later.

YYYY-MM-DD	Diphtheria	Tetanus	Pertussis	Polio	MM	Measles	Mumps	Rubella	Meningococcal	Hepatitis B	HPV	Influenza	Hepatitis A	Other	Additional Info
1999-07-10	✓	✓	✓	✓											DTAP-IPV-Hib Diphtheria, Tetanus, Pertussis, Polio, Hib
1999-09-06	✓	✓	✓	✓											DTAP-IPV-Hib Diphtheria, Tetanus, Pertussis, Polio, Hib
1999-11-15	✓	✓	✓	✓											DTAP-IPV-Hib Diphtheria, Tetanus, Pertussis, Polio, Hib
2000-04-28						✓	✓								MMR Measles, Mumps, Rubella
2000-10-11	✓	✓	✓	✓											DTAP-IPV-Hib Diphtheria, Tetanus, Pertussis, Polio, Hib
2001-05-12										✓					Men Meningococcal
2001-10-17											✓				Var Varicella
2003-05-09						✓	✓								MMR Measles, Mumps, Rubella
2004-07-21	✓	✓	✓	✓											DTTP Diphtheria, Tetanus, Pertussis, Polio
2011-09-23											✓				Hib Hepatitis B
2011-09-23										✓					Men-C-ACYW-135 Meningococcal

*If you are unsure of whether your child has received these vaccinations, ask your healthcare provider.

<https://www.wechu.org/your-health/immunization/immunization-requirements-school>



MCA APPLICATION

Homestay application

All students need to reside in a Christian home. For international students who come to Canada without their parents, they must apply for a Christian Homestay. If the student's parents/guardians have already arranged a Homestay, the host family will need to fill out an MCA Host Family application. (If you are requesting that MCA provide a Homestay, any prospective host family we arrange would also need to fill out a Host Family application.) Whether it is an MCA-arranged Homestay or a Homestay arranged by the student's family, all adults in the home over the age of 18 will need to submit to a Vulnerable Sector Police Check. Once the Host Family has received their police checks from the police, the original needs to be submitted to MCA. If a Host Family fails the Vulnerable Sector Check, they cannot be a Host Family for MCA. Homestay homes will be inspected to ensure the international student has their own bedroom with proper doors and windows, and access to a bathroom. The Homestay process does not need to be completed to move on to Step 2.

STEP 2: INTERVIEWS



We will arrange a video call between representatives of Maranatha and the applicant's family, including the parents and the student. This will be a chance for us to get to know you and for you to ask any further questions about MCA.

STEP 3: DEPOSIT



Once MCA has reviewed the documentation, we will notify you of conditional acceptance. At that point, we require a deposit of \$5,000 to secure your spot. Just as with the application fee, please submit through wire transfer and account for the service fees charged both to you and to MCA.

STEP 4: LETTER OF ACCEPTANCE

The official Letter of Acceptance is issued by email once the deposit is received. This is needed to begin your application for a Study Permit.

NEXT STEPS

STEP 5: STUDY PERMIT

As suggested earlier, you need to do your research. It's recommended that you explore this process ahead of time to understand the steps required and the time it will take.

Once approved, we will need a copy of the Study Permit to be emailed to us.



NEXT STEPS

Top 6 things you need to know about Study Permits:

- 1** We cannot help you with the application for a Study Permit. Some families use the services of a lawyer, immigration consultant or agent while other families go through the process on their own.
- 2** It takes a couple of weeks to fulfill all the requirements, as you will need to make appointments for such things as obtaining certain legal documents, (potentially) submitting to biometrics and getting a medical exam (i.e., the required medical exam must be performed by a doctor on an approved list).
- 3** The government has many requirements, but the key factors are whether you have been accepted to study at a Canadian school on the Designated Learning Institution list (Maranatha is on the list), have a valid passport and whether you can prove that you can financially support yourself (and any family members that come with you) during your stay in Canada.
- 4** There is a difference between a Student Visa and a Study Permit. Once you have been approved to study in Canada (Study Permit), the government will also issue a visa.
- 5** Custodianship. The Government of Canada requires that parents or legal guardians prove their child will have the care and support they need during their stay in Canada. Minor children under the age of 17 must either come with their parent or legal guardian or have a custodian in Canada. A custodian is a responsible adult, who is a Canadian citizen or a permanent resident, who will take care of and support the minor child. Under certain circumstances, Maranatha's International Student Coordinator can act as the custodian for a student.
- 6** You want to avoid being denied. It is possible to appeal, but it is a long process with an uncertain outcome. Rejected applicants would be well-advised to seek outside help if they decide on this route. Another option is to reapply and ensure all the paperwork is in order. Rejected applicants have reported that this is more successful.

NEXT STEPS

STEP 6: INSURANCE

Prior to travelling, you will need travel insurance and study insurance. Students are welcome to purchase study insurance privately and supply MCA with proof of insurance. Maranatha also offers study insurance through our provider at a cost of about \$50/month to the student. This will be paid when tuition is due. Note: the provider charges the monthly fee even for partial months.

STEP 7: START PACKING



Travel and Arrival Checklist

We look forward to welcoming you to MCA's International Program. It is our responsibility to ensure the health and safety of our students and host families. Please make yourself familiar with the expectations of Maranatha and of the Government. Students must abide by these expectations to ensure continued participation in the International Program. The document on the following page (page 17) must be completed, signed, and emailed to your International Student Coordinator.

PRE-DEPARTURE:

- ☐ Contact host family and discuss expectations, make sure they have a current photo of you
- ☐ Provide arrival information and exchange contact information (cell, email)
- ☐ Complete, send to International Student Coordinator and print the online Mandatory Self-Isolation Plan
- ☐ Download COVID-19 App and Daily Symptom Tracker: <https://ca.thesea.com/>
- ☐ Download the **602CAN** App (iOS and Android)
- ☐ Pack 60 disposable face masks or 30 disposable and 2 cloth face masks, one small bottle of hand sanitizer, one box of nitrile gloves, thermometer

In carry on, pack the following:

- ☐ Passport & Study Permit/ Confirmation letter
- ☐ Letter of Acceptance (LOA)
- ☐ Letter of Return (from your school)
- ☐ Custodianship Documents
- ☐ Doctor's letter
- ☐ Host Family Profile (must include contact information)
- ☐ Printed Self Isolation Plan
- ☐ Copy of signed COVID-19 Self Isolation Commitment Form
- ☐ Change of clothes, snacks, & refillable water bottle
- ☐ 2 masks, 3 pairs of gloves, travel-sized hand-sanitizer, disinfecting

AIRPORT:

- Wear mask and gloves
- Wash hands frequently and use hand sanitizer
- Practice social distancing and touch as few surfaces as possible
- Sanitize your personal space and minimize washroom trips
- Sanitize your personal space and minimize washroom trips
- Keep cell phone charged
- Bring your own food and refillable water bottle

ARRIVAL IN CANADA:

- Contact host family and confirm pick up point
- Wear fresh mask and gloves
- Have all documents ready to proceed through immigration
- Maintain physical distancing when picking up luggage
- Load your own luggage into the car and sit in back seat if possible

HOMESTAY - SELF-ISOLATION:

- You are required to self-isolate for 14 days - this means staying in your room and avoiding contact with others
- When you arrive to your host family's home immediately remove your travel clothes and place them in a plastic bag for your host family to wash for you
- Your homestay family will provide you with foods, clean linens, a comfortable room and internet access
- Keep your room well ventilated and clean - open your window to allow air circulation
- Practice good hygiene and use a separate bathroom if possible
- Clean the bathroom after every use
- Stay connected with friends and family by phone or internet
- Monitor your physical and mental well-being. If you are not feeling well, let your host family know
- Follow your host family's advice to wash clothes / do laundry
- Keep personal items separate from those belonging to others
- Ask for help from your host family or homestay coordinator if you need it!

Reading through our documents, including suggested items to travel with. You should also ensure you have all paperwork ready for travel. You should scan all documents ahead of time and ensure you and MCA both have copies somewhere safe.

Finally, practice your English.

NEXT STEPS

STEP 8: TRAVEL

Make travel arrangements and communicate with us so we know when to expect you. During the COVID-19 pandemic, you will also need a self-isolation plan.* We have a separate COVID-19 International Travel Guide, including forms that must be filled out, to help you through this process. It will be necessary to complete the paperwork prior to travelling as the Canadian border agents will require proof of a self-isolation plan. When travelling to Canada, bring the original documents of everything that is required. Also, we will require a copy of your Student Visa, which you will receive at the airport from a Canadian border agent.

* According to the Government of Canada: "Even if you qualify as a fully vaccinated traveller, you must have a 14-day quarantine plan in place before arriving in Canada. The border services officers will make the final decision about whether you qualify as a fully-vaccinated traveller."



STEP 9: TUITION

Tuition is due prior to the beginning of classes. International students may wish to pay fees in full prior to applying for a Study Permit. It is one step in showing the government that you can afford to study in Canada (there are other requirements in this regard as well.) The official letter of acceptance from Maranatha always indicates how much money a family has paid the school so far. If the study permit is rejected, MCA will refund the tuition fees with proof of denial of study permit. The application fee is not refunded.

STEP 10: SETTLE IN

Now that you have arrived in Canada and are settled in at your Homestay, there are some final steps you need to follow. Ensure you attend Orientation Day prior to the beginning of the school year, and ensure that you have a schedule of your classes and know where to go on the first day. You will also have the opportunity to meet with our Principal and our International Student Coordinator.



Studying in Canada as a minor

<https://www.canada.ca/en/immigration-refugees-citizenship/services/study-canada/study-permit/prepare/minor-children.html>

Study in Canada as an international student

<https://www.canada.ca/en/immigration-refugees-citizenship/services/study-canada.html>

Study permit: About the process

<https://www.canada.ca/en/immigration-refugees-citizenship/services/study-canada/study-permit.html>

Who is fully vaccinated?

<https://travel.gc.ca/travel-covid/travel-restrictions/covid-vaccinated-travellers-entering-canada#determine-fully>